




ELITE EIGHT TEAMS

1992-93 (27-4)

Colorado's first Elite Eight team won the 1993 Big Eight championship and earned an at large berth to the NCAA Tournament, claiming the No. 4 seed in the West Region. After a first round bye, the Buffaloes defeated No. 5 seed UC Santa Barbara in Boulder, 81-54, to gain a spot in the West Region in Missoula, Mont. Colorado upset No. 1 seed and defending national champion Stanford 80-67 in the regional semi-final. Eventual national champion Texas Tech ended CU's Final Four bid with a 79-54 decision in the regional final.



1992-93

1994-95 (30-3)

After sweeping the Big Eight regular season and tournament titles, Colorado received the league's first ever No. 1 NCAA Tournament seed, holding that spot in the Midwest Region. The Buffaloes entered the NCAA Tournament ranked a program-best No. 2 in the *Associated Press* Top 25 poll and riding a 22-game win streak which would grow to a school-record 25 in a row during the championship. Colorado cruised to opening round wins over Holy Cross (83-49) and Southwest Missouri State (78-34) in Boulder before embarking on its third straight trip to regionals. Colorado took care of George Washington 77-61 in the Sweet 16 in Des Moines, Iowa, before falling in a heartbreaker to Georgia in the regional final, 82-79.



1994-95


2001-02 (24-10)

The Buffaloes sported one of the toughest schedules in the country, playing games against 16 ranked opponents, but still managed to place third in the ever-tough Big 12 Conference. Colorado didn't let an early exit from the Big 12 Championship deter its run to a third NCAA Elite Eight. The Buffaloes were the No. 3 seed in the West and took advantage of their home floor for opening round wins over Southern (88-61) and LSU (69-58). Boise, Idaho, was the site for the West Regional where Colorado knocked of No. 2 seed and future conference rival Stanford, 62-59, to advance to the program's third Elite Eight. Top seed and eventual national runner-up Oklahoma ended Colorado's run, 94-60, in the finals.



2001-02

SWEET 16



1993-94

1993-94 (27-5)

Sandwiched in between two Elite Eight appearances, the 1994 Big Eight Champions had a successful run in their own right. Ranked in the Top 10 for nearly the entire season, Colorado earned an at-large bid to the 1994 NCAA Tournament as the No. 3 seed in the West Region as the field grew from 48 to 64 teams. The Buffaloes hosted first- and second-round games for the third straight season, gaining a trip to Stanford and the regional semifinals with wins over Marquette (77-74) and Oregon (92-71). No. 2 seed Stanford had the Buffaloes on its own floor for the Sweet 16 game, and in revenge for the year before, took a 78-62 decision.

1996-97 (23-9)


As the Big Eight grew into the Big 12, Colorado continued its prominence on a national stage. The Buffaloes won the inaugural Big 12 Tournament championship after placing third in the regular season. Colorado earned the No. 2 seed in the Midwest Region and took care of business in first- and second-round games in Boulder, claiming wins over Marshall (69-49) and Stephen F. Austin (66-57). Iowa City played host to the Midwest Regionals, where Colorado ran into a tough Tennessee squad, 75-67 in the Sweet 16.



1996-97

2002-03 (24-8)


A format change in the NCAA Tournament gave the Buffaloes the unique opportunity to host the NCAA Tournament despite being a lower seed. As the No. 6 seed in the Midwest Region, Colorado took full advantage by defeating BYU in the first round, 84-45, and then shocking No. 3 seed and heavily favored North Carolina, 86-67, to gain the program's sixth trip to the regional round. The Buffaloes traveled to Knoxville, Tenn., to face No. 2 Villanova in a rematch of the Coors Classic Championship game earlier that season. However, like in the Coors Classic, Villanova had a little more at the end, squeaking out a 53-51 win over the Buffaloes.



2002-03



NCAA TEAMS



1987-88

1987-88 (21-11)

Colorado's first NCAA Tournament team. The Buffaloes finished 8-6 in the Big Eight and earned a berth to the big dance after a runner-up showing at the Big Eight Tournament. The No. 7 seed in the West, Colorado won its first ever NCAA Tournament game, 78-72, over No. 10 seed Eastern Illinois in Long Beach, Calif. Host and No. 2 seed Long Beach State ended Colorado's first tournament appearance with a 103-64 second round victory.

1988-89 (27-4)

Colorado swept the Big Eight regular season (14-0) and won its first conference tournament championship. The Buffaloes received the No. 3 seed in the West and a first round bye. Colorado also served as a host site for the first time but fell in its first NCAA game at the Coors Events Center, 84-74, to No. 6 seed UNLV.



1988-89

1991-92 (22-9)

After a two-year break, the Buffaloes returned to the NCAA Tournament, earning the Big Eight's automatic bid following their second tournament championship in four years. The No. 7 seed in the Midwest Region, Colorado fell in a first round game to No. 10 Southern Illinois, 84-80, in overtime in Boulder. While an early exit was not what the team had expected, this would prove to be the first in a fantastic run of six-straight NCAA Tournaments for the Buffaloes, including two Elite Eights.



1991-92

NCAA TEAMS

**1995-96****1995-96 (26-9)**

As difficult as it would be to follow a 30-3 season and a No. 2 national ranking, the 1996 team held its own by winning the Preseason WNIT Tournament. Led by a new generation of Buffaloes, Colorado won its fourth and the final Big Eight Conference Tournament before the league would become the Big 12. Colorado earned the No. 3 seed in the West and defeated Tulane 83-75 in a first-round game in Boulder before falling to No. 6 seed Auburn, 68-61, in the second round.

2000-01 (22-9)

After a three-year hiatus, Colorado returned to the NCAA Tournament; which would be its first of four straight. The Midwest's No. 6 seed, this year marked the first NCAA Tournament since CU's inaugural appearance in 1988 where the Buffaloes played first- and second-round games away from Boulder. Nashville was the locale for Colorado, which claimed a 98-78 first round win over Siena, before falling to the host and No. 3 seed Vanderbilt Commodores, 65-59, in the second round.

**2000-01****2003-04****2003-04 (22-8)**

Ceal Barry's 12th and final NCAA Tournament team was put in the opposite position of the year before, being a higher-seeded team playing on a lower seeds home floor. Like the year before, Colorado was the No. 6 seed, but this time in the East Region and forced to face No. 11 UC Santa Barbara in a true road game. Colorado fell to USCB, 76-49, in that first round contest.

2012-13 (25-7)

Colorado had its best season in nearly a decade, placing fourth in the Pac-12 (13-5) and advancing to its 13th NCAA Tournament and first since 2004. Prior to the beginning of the season, the Buffaloes knew they would host first- and second-round games at the Coors Events Center. Colorado earned the No. 5 seed in the Norfolk Region. Former Big 12 rival Kansas, which had made the Sweet 16 the year before, had a disappointing regular season but caught fire late to sneak in as a No. 12 seed. The Jayhawks had the momentum and defeated the Buffaloes 67-52 in the first round before eventually knocking off No. 4 seed South Carolina en route to the Sweet 16.

**2012-13**



NCAA TOURNAMENT HISTORY

NCAA Tournament History

1988 – West # 7 – 1st & 2nd Rounds (Long Beach, Calif.)

First Round: #7 Colorado 78, #10 Eastern Illinois 72

Second Round: #2 Long Beach State 103, #7 Colorado 64

1989 – West #3 – 2nd Round (Boulder)

First Round: BYE

Second Round: #6 UNLV 84, #3 Colorado 74

1992 – Midwest #7 – 1st & 2nd Rounds (Boulder)

First Round: #10 Southern Illinois 84, #7 Colorado 80 (OT)

1993 – West #4 – 2nd Round (Boulder)

First Round: BYE

Second Round: #4 Colorado 81, #5 UCSB 54

Regional (Missoula, Mont.)

Sweet 16: #4 Colorado 80, #1 Stanford 67

Elite 8: #2 Texas Tech 79, #4 Colorado 54

1994 – West #3 – 1st & 2nd Rounds (Boulder)

First Round: #3 Colorado 77, #14 Marquette 74

Second Round: #3 Colorado 92, #6 Oregon 71

Regional (Stanford, Calif.)

Sweet 16: #2 Stanford 78, #3 Colorado 62

1995 – Midwest #1 – 1st & 2nd Rounds (Boulder)

First Round: #1 Colorado 83, #16 Holy Cross 49

Second Round: #1 Colorado 78, #9 Southwest Missouri State 34

Regional (Des Moines, Iowa)

Sweet 16: #1 Colorado 77, #4 George Washington 61

Elite 8: #3 Georgia 82, #1 Colorado 79

1996 – West #3 – 1st & 2nd Rounds (Boulder)

First Round: #3 Colorado 83, #14 Tulane 75

Second Round: #6 Auburn 68, #3 Colorado 61

1997 – Midwest #2 – 1st & 2nd Rounds (Boulder)

First Round: #2 Colorado 69, #15 Marshall 49

Second Round: #2 Colorado 66, #7 Stephen F. Austin 57

Regional (Iowa City, Iowa)

Sweet 16: #3 Tennessee 75, #2 Colorado 67

2001 – Midwest #6 – 1st & 2nd Rounds (Nashville, Tenn.)

First Round: #6 Colorado 98, #11 Siena 78

Second Round: #3 Vanderbilt 65, #6 Colorado 59

2002 – West #3 – 1st & 2nd Rounds (Boulder)

First Round: #3 Colorado 88, #14 Southern 61

Second Round: #3 Colorado 69, #6 LSU 58

Regional (Boise, Idaho)

Sweet 16: #3 Colorado 62, #2 Stanford 59

Elite 8: #1 Oklahoma 94, #3 Colorado 60

2003 – Midwest #6 – 1st & 2nd Rounds (Boulder)

First Round: #6 Colorado 84, #11 BYU 45

Second Round: #6 Colorado 86, #3 North Carolina 67

Regional (Knoxville, Tenn.)

Sweet 16: #2 Villanova 53, #6 Colorado 51

2004 – East #6 – 1st & 2nd Rounds (Santa Barbara, Calif.)

First Round: #11 UC Santa Barbara 76, #6 Colorado 49

2013 – Norfolk #5 – 1st & 2nd Rounds (Boulder)

First Round: #12 Kansas 67, #5 Colorado 52

13 NCAA Tournament Appearances: 17-13 (.567)

1988, 1989, 1992, 1993, 1994, 1995, 1996, 1997,
2001, 2002, 2003, 2004, 2013

4 AIAW Postseason Appearances: 5-4 (.556)

1979, 1980, 1981, 1982



Record by Round

First: 8-3 (2 BYEs)

Second: 6-4

Sweet 16: 3-3

Elite 8: 0-3

Record by Seed

#1: 3-1 (1995)

#2: 2-1 (1997)

#3: 6-4 (1989, '94, '96, '02)

#4: 2-1 (1993)

#5: 0-1 (2013)

#6: 3-3 (2001, '03, '04)

#7: 1-2 (1988, '92)

Number of Times Reached

Elite Eight	3	1993, 1995, 2002
Sweet 16	6	1993, 1994, 1995, 1997, 2002, 2003
Second Round	10	1988, 1989, 1993, 1994, 1995, 1996, 1997, 2001, 2002, 2003
First Round or Bye	13	1988, 1989, 1992, 1993, 1994, 1995, 1996, 1997, 2001, 2002, 2003, 2004, 2013



Jenny Roulier and Britt Hartshorn celebrate on the scorer's table after advancing to the Sweet 16.

NCAA ACTION



The Buffs have made 13 trips to March Madness, including six straight in the 1990s (one of 15). When Ceal Barry and the Buffs reached the pinnacle as the No. 1 seed in the Midwest Region in 1995, it was a first for Colorado and the Big Eight Conference.

The fans in Boulder came out in full force for the 1995 Midwest Region first and second rounds, selling out the Buffs' games against Holy Cross and Southwest Missouri State (now Missouri State) with a then-NCAA record 11,072 for each contest.

From 1993 to 1997, Colorado had one of the more impressive NCAA Tournament runs going 10-5 and advancing to three Sweet 16s and two Elite Eight rounds.

In fact, the Buffs were only one of 10 schools to advance to at least four Sweet 16s in that span and one of 11 to advance to the elite round of eight.

The Coors Events Center has hosted one or more rounds of the NCAA Women's Basketball Tournament in 12 different seasons, including 1992 where the Buffaloes hosted a first round session as well as the Midwest Regional. Most recently, the Coors Events Center was a first- and second-round site for the Norfolk Regional in 2013, hosting Colorado, South Carolina, Kansas and South Dakota State.

CU has hosted two NCAA tournaments at the Pepsi Center in Denver; the 2001 Midwest Regional and 2006 first and second round games.

CU runs roughshod over hapless BYU

Buffs step on Heels

Balanced attack pays dividends



2013 BASKETBALL CHAMPIONSHIP
DIVISION I WOMEN'S BASKETBALL
FIRST/SECOND ROUNDS
UNIVERSITY OF COLORADO, HOST

Colorado's NCAA Tournament Honors All Region Teams

- Shelley Sheetz (1993, 1995)
- Isabelle Fijalkowski (1995, MVP)
- Eisha Bohman (2002)

Number of Times Hosted

Regionals	2 (1992, 2001)
Second Round	9 (1989, 1993, 1994, 1995, 1996, 1997, 2002, 2003, 2006, 2013)
First Round	8 (1992, 1994, 1995, 1996, 1997, 2002, 2003, 2006, 2013)





COLORADO'S NCAA-ATTENDED GAMES

11,199	vs. UNLV	Mar. 18, 1989	Boulder	West Regional Second Round
11,198	vs. Oregon	Mar. 19, 1994	Boulder	West Regional Second Round
11,072	vs. Holy Cross	Mar. 16, 1995	Boulder	Midwest Regional Second Round
11,072	vs. Southwest Missouri State	Mar. 17, 1995	Boulder	Midwest Regional Second Round
10,507	vs. Villanova	Mar. 29, 2003	Knoxville, Tenn.	Mideast Regional Semifinal Round
9,531	vs. UC-Santa Barbara	Mar. 20, 1993	Boulder	West Regional Second Round
7,131	vs. Texas Tech	Mar. 27, 1993	Missoula, Mont.	West Regional Final
7,071	vs. Marquette	Mar. 16, 1994	Boulder	West Regional First Round
7,000	vs. Stanford	Mar. 24, 1994	Stanford, Calif.	West Regional Semifinal Round
6,457	vs. Tulane	Mar. 15, 1996	Boulder	West Regional First Round
6,284	vs. Stanford	Mar. 25, 1993	Missoula, Mont.	West Regional Semifinal Round
6,107	vs. Oklahoma	Mar. 25, 2002	Boise, Idaho	West Regional Final
5,794	vs. Stanford	Mar. 23, 2002	Boise, Idaho	West Regional Semifinal Round
5,739	vs. George Washington	Mar. 23, 1995	Des Moines, Iowa	Midwest Regional Semifinal Round
5,561	vs. Georgia	Mar. 25, 1995	Des Moines, Iowa	Midwest Regional Final
5,347	vs. Kansas	Mar. 23, 2013	Boulder	Norfolk Regional First Round
5,268	vs. Southern	Mar. 15, 2002	Boulder	West Regional First Round
5,107	vs. Tennessee	Mar. 22, 1997	Iowa City, Iowa	Midwest Regional Semifinal Round
4,645	vs. North Carolina	Mar. 24, 2003	Boulder	Mideast Regional Second Round
4,622	vs. Auburn	Mar. 17, 1996	Boulder	West Regional Second Round
4,420	vs. Marshall	Mar. 14, 1997	Boulder	Midwest Regional First Round
4,392	vs. Vanderbilt	Mar. 19, 2001	Nashville, Tenn.	Midwest Regional Second Round
4,388	vs. BYU	Mar. 22, 2003	Boulder	Mideast Regional First Round
4,354	vs. Stephen F. Austin	Mar. 16, 1997	Boulder	Midwest Regional Second Round
4,223	vs. LSU	Mar. 17, 2002	Boulder	West Regional Second Round
3,645	vs. Siena	Mar. 17, 2001	Nashville, Tenn.	Midwest Regional First Round
3,208	vs. Southern Illinois	Mar. 18, 1992	Boulder	West Regional First Round
3,012	vs. UC-Santa Barbara	Mar. 20, 2004	Santa Barbara, Calif.	East Regional First Round
1,557	vs. Eastern Illinois	Mar. 16, 1988	Charleston, Ill.	West Regional First Round
1,185	vs. Long Beach State	Mar. 19, 1988	Long Beach, Calif.	West Regional Second Round



Colorado's first NCAA Tournament home game brought a school-record sold out crowd of 11,199 against UNLV on Mar. 18, 1989.



Colorado drew 11,072 fans for its first and second round sessions of the 1995 NCAA Tournament as the Buffs defeated Holy Cross and Southwest Missouri State.

NCAA TOURNAMENT TEAM STATISTICS**Colorado's Game-by-Game Statistics in the NCAA Championships**

Date	Result	FG-A	Pct.	3FG-A Pct.	FT-A	Pct.	O-D/Tot.	PF	A	TO	BS	S	TP		
Mar. 16, 1988	Colorado	W 78- 72	28- 68	.412	3- 9	.333	19- 26	.731	29- 18/47	24	16	16	5	8	78
	Eastern Illinois		25- 67	.378	4- 13	.308	18- 24	.750	28- 15/43	22	16	22	1	9	72
Mar. 19, 1988	Colorado	L 64- 103	23- 59	.390	1- 3	.333	17- 23	.739	12- 16/28	12	11	27	3	4	64
	Long Beach State (7)		43- 75	.573	1- 1	1.000	16- 17	.941	16- 28/44	22	22	20	10	14	103
Mar. 18, 1989	Colorado (9)	L 74- 84	20- 63	.317	3- 10	.300	31- 39	.795	13- 12/25	26	8	10	0	20	74
	UNLV (16)		28- 53	.528	4- 10	.400	24- 30	.800	13- 28/46	26	9	26	15	5	84
Mar. 18, 1992	Colorado (24)	ot L 80- 84	33- 67	.493	2- 10	.200	12- 16	.750	9- 25/34	14	21	19	7	8	80
	So. Illinois		34- 70	.486	4- 13	.308	12- 22	.545	17- 29/46	19	15	18	4	8	84
Mar. 20, 1993	Colorado (10)	W 81- 54	27- 61	.443	6- 10	.600	21- 35	.600	19- 23/42	15	21	16	7	10	81
	Santa Barbara		23- 51	.451	0- 3	.000	8- 13	.615	10- 25/35	27	12	28	3	5	54
Mar. 25, 1993	Colorado (10)	W 80- 67	24- 50	.480	3- 8	.375	29- 38	.763	9- 27/36	17	17	13	0	11	80
	Stanford (6)		27- 59	.458	4- 15	.267	9- 16	.563	12- 23/35	29	20	19	0	4	67
Mar. 27, 1993	Colorado (10)	L 54- 79	22- 55	.400	3- 14	.214	7- 10	.700	8- 20/28	22	18	14	3	2	54
	Texas Tech (5)		25- 56	.446	8- 20	.400	21- 25	.840	16- 27/43	13	14	11	4	9	79
Mar. 16, 1994	Colorado (5)	W 77- 74	26- 75	.347	3- 14	.214	22- 31	.710	27- 33/60	15	21	19	6	10	77
	Marquette		30- 79	.380	7- 28	.250	7- 13	.538	20- 29/49	25	21	21	4	11	74
Mar. 19, 1994	Colorado (5)	W 92- 71	30- 54	.556	2- 9	.222	30- 37	.811	13- 20/33	16	26	12	2	5	92
	Oregon		28- 57	.491	7- 21	.333	8- 10	.800	11- 17/28	23	15	17	0	4	71
Mar. 24, 1994	Colorado (5)	L 62- 78	26- 60	.433	2- 9	.222	8- 11	.727	14- 21/35	17	13	15	1	4	62
	Stanford (11)		32- 63	.508	0- 11	.000	14- 15	.933	10- 22/32	10	22	7	1	4	78
Mar. 16, 1995	Colorado (2)	W 83- 49	31- 66	.470	4- 9	.444	17- 24	.708	21- 26/47	9	22	6	7	4	83
	Holy Cross		21- 53	.396	5- 15	.333	2- 3	.666	6- 17/23	18	16	14	2	4	49
Mar. 18, 1995	Colorado (2)	W 78- 34	32- 57	.561	1- 6	.167	13- 17	.765	10- 40/50	18	25	21	2	10	78
	SW Missouri State		11- 54	.204	0- 14	.000	12- 24	.500	11- 18/29	17	6	17	2	8	34
Mar. 23, 1995	Colorado (2)	W 77- 61	26- 65	.400	4- 11	.364	21- 29	.724	24- 32/56	13	10	18	7	9	77
	George Washington (18)		25- 67	.373	4- 11	.364	7- 11	.636	10- 23/33	22	9	13	11	9	61
Mar. 25, 1995	Colorado (2)	L 79- 82	28- 50	.560	2- 7	.286	21- 28	.750	9- 25/34	17	14	18	3	2	79
	Georgia (12)		32- 72	.444	5- 12	.444	13- 16	.813	15- 21/36	25	17	7	3	11	82
Mar. 15, 1996	Colorado (17)	W 83- 75	28- 56	.500	5- 14	.357	22- 38	.579	18- 26/44	15	22	10	4	8	83
	Tulane		29- 64	.453	8- 23	.348	9- 12	.750	10- 20/30	27	18	11	1	8	75
Mar. 17, 1996	Colorado (17)	ot L 61- 68	19- 66	.288	2- 20	.100	21- 31	.677	21- 25/46	12	14	15	1	8	61
	Auburn (19)		25- 56	.446	2- 5	.400	16- 18	.889	6- 30/36	20	18	19	0	7	68
Mar. 14, 1997	Colorado (18)	W 69- 49	26- 64	.406	6- 17	.353	11- 16	.688	20- 21/41	18	16	14	2	15	69
	Marshall		15- 42	.357	7- 19	.368	12- 17	.706	8- 21/29	17	9	22	1	6	49
Mar. 16, 1997	Colorado (18)	W 66- 57	21- 55	.382	6- 12	.500	18- 23	.783	17- 30/47	15	13	21	4	7	66
	S.F. Austin (19)		22- 70	.314	3- 14	.214	10- 18	.556	25- 22/47	25	7	18	3	11	57
Mar. 22, 1997	Colorado (18)	L 67- 75	28- 54	.519	3- 12	.250	8- 10	.800	7- 19/26	14	13	12	2	4	67
	Tennessee (10)		32- 65	.492	2- 5	.400	9- 13	.692	16- 20/36	13	8	10	1	8	75
Mar. 17, 2001	Colorado (20)	W 98-78	38-60	.633	5-8	.625	17-19	.895	10-25/35	10	17	20	2	5	98
	vs Siena		32-65	.492	10-20	.500	4-8	.500	10-13/23	17	20	16	2	9	78
Mar. 19, 2001	Colorado (20)	L 59-65	25-56	.446	5-11	.455	4-4	1.000	6-18/24	20	12	7	4	2	59
	at Vanderbilt (10)		24-55	.436	7-13	.538	10-14	.714	15-23/38	12	16	14	1	2	65
Mar. 15, 2002	Colorado (12)	W 88-61	32-54	.593	8-11	.727	16-19	.842	9-32/41	16	26	16	11	5	88
	Southern		22-70	.314	7-21	.333	10-17	.588	20-15/35	20	7	12	2	9	61
Mar. 17, 2002	Colorado (12)	W 69-58	23-59	.390	7-22	.318	16-19	.842	15-28/43	11	20	11	8	2	69
	LSU (22)		22-61	.361	5-13	.385	9-10	.900	12-23/35	16	15	11	4	8	58
Mar. 23, 2002	Colorado (12)	W 62-59	21-55	.382	3-8	.375	17-19	.895	10-24/34	17	10	13	1	7	62
	vs. Stanford (5)		22-52	.423	5-19	.263	10-14	.714	7-25/32	16	12	15	5	6	59
Mar. 25, 2002	Colorado (12)	L 60-94	21-50	.420	0-4	.000	18-21	.857	9-22/31	15	5	29	0	8	60
	vs. Oklahoma (2)		34-62	.548	9-21	.429	17-20	.850	7-21/28	19	23	15	0	10	94
Mar. 22, 2003	Colorado	W 84-45	25-50	.500	12-20	.600	22-30	.733	7-32/39	13	22	12	6	8	84
	BYU		17-61	.279	4-15	.267	7-7	1.000	12-21/33	22	13	17	5	8	45
Mar. 24, 2003	Colorado	W 86-67	23-47	.489	9-21	.429	31-39	.795	7-28/35	17	19	18	5	7	86
	North Carolina (11)		27-76	.355	4-15	.267	9-16	.563	25-24/49	28	15	18	2	12	67
Mar. 29, 2003	Colorado	L 51-53	19-53	.358	1-9	.111	12-16	.750	7-28/35	12	7	6	1	4	51
	Villanova (12)		17-48	.354	8-21	.381	11-14	.786	5-29/34	13	10	9	10	5	53
Mar. 20, 2004	Colorado	L 49-76	12-42	.286	2-7	.286	23-33	.697	10-22/32	24	5	22	1	5	49
	UC-Santa Barbara		25-54	.463	2-10	.200	24-29	.828	10-23/33	20	13	12	4	11	76
Mar. 23, 2013	Colorado	L 52-67	16-63	.254	3-11	.273	17-25	.680	18-24/42	16	8	15	6	3	52
	Kansas		28-61	.459	5-14	.357	6-6	1.000	9-33/42	19	16	19	7	5	67
Colorado	30 games	17-13 (.567)	753-1674	.450	111-328	.338	524-697	.752	400-720/1120	470	455	445	109	205	2163/72.1
Opponents			777-1866	.416	141-435	.324	344-472	.729	359-567/926	592	434	525	108	230	2039/68.0

() Ranking at tipoff